



ASIC
Australian Securities &
Investments Commission

How to check business name availability

ASIC Connect user guide | Published June 2025



Note: The screens and data pictured in this guide are examples only. Actual screens can have minor differences in text and layout.

Overview

- [Business name search](#) is the online system to search business names.
- The more criteria you enter about the search you want to conduct, the more relevant the results will be.

Get started

1. Visit our website at asic.gov.au.
2. On the homepage (under Popular tasks), click on the **Search ASIC registers** tile.
3. From the left-hand navigation, select **Business names** and click on the [Search for a business name](#) button.

Tips:

- Additional support can be found on the following pages:
 - [Business name holders](#) support page (contains user guides and FAQs).
 - [Top call centre questions](#).

Search a business name

1. Select the **Search business names register** tab.
2. Select **Check business name availability** from the drop-down box.
3. Enter the business name.
4. Select **Go** to view results.

The screenshot displays the ASIC Connect website interface for searching business names. At the top, the ASIC logo and 'Connect' branding are visible. A navigation bar includes tabs for 'Search company and other registers', 'Search business names register' (highlighted with a red '1'), and 'Search SMSF auditor register'. A search bar at the top right is labeled 'Search ASIC Registers' and contains a 'Within:' dropdown set to 'Select', a 'For:' field with 'Name or Number' entered, and a 'Go' button. Below the navigation bar, the main content area is titled 'Search business names register'. On the left, a sidebar menu lists options: 'Business names index', 'Business names holder - organisation', 'Business names holder - person', and 'Check business name availability'. The central search area features a 'Search business names register' heading, a 'Search within:' dropdown set to 'Check business name availability' (highlighted with a red '2'), a 'For:' field with 'Name' entered (highlighted with a red '3'), and a 'Go' button (highlighted with a red '4'). To the right of the search area, there is a 'Shopping Cart (0)' and a 'View Cart' button. Below the search area, there are sections for 'More about' (Information Brokers, Payment by credit card, Search other registers) and 'Need help' (How to use ASIC Connect search, Search tips, What are professional roles, Understanding free vs paid searches, Viewing your search results, Product examples, Fees, Troubleshooting, Frequently asked questions). On the far right, there are 'Quick Links' (Report a data issue, ABN lookup, ASIC website, Setup an alert, Franchise Council of Australia, Trademark check, Information brokers, NZ companies, Ask a question, Service availability), 'Recent Purchases', 'Recent Searches', and 'Follow ASIC' (Twitter, YouTube, Facebook, ASIC WEBCAST). At the bottom, a footer contains links for Help, Copyright, Privacy, Accessibility, Service Availability, and Contact us.

Name available

1. This screen shows when the name entered is currently available.
2. Similar names will also be displayed.
3. Select **View Results List** to print the results in PDF.
4. Select **New Search** to start another search.

The screenshot displays the ASIC Connect website interface. At the top, there is a navigation bar with the ASIC logo and 'Connect' text. Below this, there are search filters for 'Within' (Set to 'Select') and 'For' (Set to 'Name or Number'). The main content area is titled 'Search Results' and shows a search for 'example business'. A green box highlights the result: 'example business is currently available.' Below this, a list of similar registered names is shown, including 'EXAMPLE BUSINESS NAME CERTIFICATE', 'EXAMPLE BUSINESS NAME 14', 'EXAMPLE BUSINESS NAME 51', 'EXAMPLE BUSINESS NAME 52', 'EXAMPLE BUSINESS NAME 53', 'EXAMPLE BUSINESS NAME PARTNERSHIP', 'EXAMPLE BUSINESS NAME 30', 'EXAMPLE BUSINESS NAME 43', and 'EXAMPLE BUSINESS NAME 70'. On the right side, there are sections for 'Quick Links', 'Recent Purchases', 'Recent Searches', and 'Follow ASIC'. At the bottom, there are buttons for 'View results list' and 'New Search'. Red numbered callouts (1, 2, 3, 4) are placed over the interface to correspond to the numbered steps in the text above.

Name requires manual decision

1. This screen shows when the name entered requires a manual decision.
2. Similar names will also be displayed.
3. Select **View Results List** to print the results in PDF.
4. Select **New Search** to start another search.

The screenshot displays the ASIC Connect website interface. At the top, there is a navigation bar with the ASIC logo and 'Connect' text. Below this, there are search filters: 'Search ASIC Registers' with a dropdown for 'Within: Select' and a text input for 'For: Name or Number'. There are also buttons for 'Search company and other registers', 'Search business names register', and 'Search SMSF auditor register'. The main content area is titled 'Search Results' and shows a search for 'example government' under the 'Check business name availability' filter. A yellow warning box indicates that the name 'example government' requires a manual decision. Below this, a list of similar registered names is shown, including 'FORM 205A QUEUE EXAMPLE GQTUIOEGHUTGHW PTY LTD' and several 'BUSINESS NAME EXAMPLE' entries. At the bottom, there are buttons for 'View results list' and 'New Search'. The right sidebar contains 'Quick Links', 'Recent Purchases', 'Recent Searches', and 'Follow ASIC' sections.

1 example government requires a manual decision.
Rules for [acceptable names](#)

The name is similar to the following registered names:

Displaying 1-10 of 38 results Display 10 results Prev 1 2 3 4 Next

Name (*indicates former name)
FORM 205A QUEUE EXAMPLE GQTUIOEGHUTGHW PTY LTD
BUSINESS NAME EXAMPLE 2
BUSINESS NAME EXAMPLE 3
BUSINESS NAME EXAMPLE
BUSINESS NAME EXAMPLE 4
BUSINESS NAME EXAMPLE 5
BUSINESS NAME EXAMPLE 6
BUSINESS NAME EXAMPLE 7
BUSINESS NAME EXAMPLE 8
BUSINESS NAME EXAMPLE 9


3 View results list Display 10 results Prev 1 2 3 4 Next

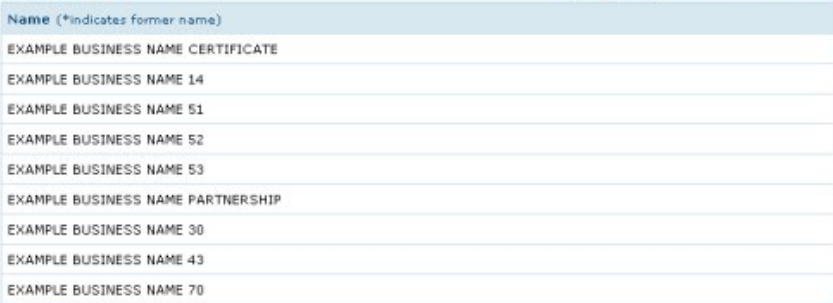
4 New Search


Name not available

1. This screen shows when the name entered is not available.
2. Similar names will also be displayed.
3. Select **View Results List** to print the results in PDF.
4. Select **New Search** to start another search.

The screenshot displays the ASIC Connect website interface. At the top, there is a navigation bar with the ASIC logo and 'Connect' text. Below this, there are search filters for 'Within' (Set to 'Select') and 'For' (Set to 'Name or Number'). The main content area is titled 'Search Results' and shows a search for 'example business name'. A red box highlights a message: 'example business name is not available.' Below this, a list of similar registered names is shown, including 'EXAMPLE BUSINESS NAME CERTIFICATE', 'EXAMPLE BUSINESS NAME 14', 'EXAMPLE BUSINESS NAME 51', 'EXAMPLE BUSINESS NAME 52', 'EXAMPLE BUSINESS NAME 53', 'EXAMPLE BUSINESS NAME PARTNERSHIP', 'EXAMPLE BUSINESS NAME 30', 'EXAMPLE BUSINESS NAME 43', and 'EXAMPLE BUSINESS NAME 70'. A 'View results list' button is visible below the list. At the bottom, there is a 'New Search' button. The right sidebar contains 'Quick Links', 'Recent Purchases', 'Recent Searches', and 'Follow ASIC' sections.

1 

2 

3 

4 